



On properties of distance-based entropies on fullerene graphs

Citation

Ghorbani, M., Dehmer, M., Rajabi-Parsa, M., Mowshowitz, A., & Emmert-Streib, F. (2019). On properties of distance-based entropies on fullerene graphs. *Entropy*, 21(5), [482]. <https://doi.org/10.3390/e21050482>

Year

2019

Version

Publisher's PDF (version of record)

Link to publication

[TUTCRIS Portal \(http://www.tut.fi/tutcris\)](http://www.tut.fi/tutcris)

Published in

Entropy

DOI

[10.3390/e21050482](https://doi.org/10.3390/e21050482)


Copyright

This is an open access article distributed under the Creative Commons Attribution License which permits unrestricted use, distribution, and reproduction in any medium, provided the original work is properly cited (CC BY 4.0). <https://creativecommons.org/licenses/by/4.0/>

Take down policy

If you believe that this document breaches copyright, please contact cris.tau@tuni.fi, and we will remove access to the work immediately and investigate your claim.

On Properties of Distance-Based Entropies on Fullerene Graphs

Modjtaba Ghorbani ^{1,*} , Matthias Dehmer ^{2,3,4}, Mina Rajabi-Parsa ¹ and Abbe Mowshowitz ⁵ and Frank Emmert-Streib ^{6,7}

¹ Department of Mathematics, Faculty of Science, Shahid Rajaei Teacher Training University, Tehran 6785-136, Iran; mina.rparsa@gmail.com

² Steyr School of Management, University of Applied Sciences Upper Austria, 4400 Steyr Campus, Austria; Matthias.Dehmer@fh-steyr.at

³ Department of Biomedical Computer Science and Mechatronics, UMIT, 6060 Hall in Tyrol, Austria

⁴ College of Artificial Intelligence, Nankai University, Tianjin 300350, China

⁵ Department of Computer Science, The City College of New York (CUNY), New York, NY 10031, USA; abbe@cs.cuny.cuny.edu

⁶ Predictive Medicine and Data Analytics Lab, Department of Signal Processing, Tampere University of Technology, 33720 Tampere, Finland; frank.emmert-streib@tut.fi

⁷ Institute of Biosciences and Medical Technology, 33520 Tampere, Finland

* Correspondence: mghorbani@sru.ac.ir

Received: 7 April 2019; Accepted: 30 April 2019; Published: 10 May 2019



Abstract: In this paper, we study several distance-based entropy measures on fullerene graphs. These include the topological information content of a graph $I_a(G)$, a degree-based entropy measure, the eccentric-entropy $I_{f_\sigma}(G)$, the Hosoya entropy $H(G)$ and, finally, the radial centric information entropy H_{ecc} . We compare these measures on two infinite classes of fullerene graphs denoted by A_{12n+4} and B_{12n+6} . We have chosen these measures as they are easily computable and capture meaningful graph properties. To demonstrate the utility of these measures, we investigate the Pearson correlation between them on the fullerene graphs.

Keywords: graph entropy; eccentricity; Hosoya polynomial

AMS Subj. Class: 05C70; 05C07; 05C35; 92E10

1. Introduction

Graph entropy measures have been used in applied network sciences to characterize networks, quantitatively [1–3]. Such measures were first introduced in the 1950s in studies of biological and chemical systems. Seminal work in this area was done by Rashevsky [4] and Mowshowitz [3,5–8], who investigated mathematical properties of entropy measures. In particular, Mowshowitz [3] interpreted the topological information content of a graph as the entropy of the underlying graph topology. To date, numerous graph entropies have been developed and applied to problems in both theoretical and applied disciplines (see [1–3]). Examples include problems in biology, computational biology, mathematical chemistry, web mining, and knowledge engineering concerned with structural properties of networks (see [1–3,5–16]).

As numerous network measures have been developed so far [3], it is often difficult to choose an appropriate measure for a given class of graphs. This is so for several reasons including the following: (1) The graphs in a given class may be characterized by special structural properties such as symmetry, cyclicity, linearity, and so forth, and not every measure is able to quantify those structural properties in a meaningful way; (2) a particular graph measure relies on a special graph invariant or

a combination thereof. For instance, the well-known topological information content I_a [3] has been used as a symmetry measure as it is based on the automorphism group of a graph. Yet, I_a may not be a good measure for distinguishing graphs on cyclicity or other structural properties. In short, the measure one chooses must be appropriate for the structural feature of interest.

A fullerene is a molecule composed of carbon atoms in the form of many shapes such as a hollow sphere, ellipsoid, tube, etc (see [17]). In the mathematical meaning, a fullerene is a cubic 3-connected planar graph with pentagonal and hexagonal faces. For more details of the mathematical aspects of fullerenes, see [18–22]. In this paper, we compare the topological information content of a graph $I_a(G)$, the eccentric-entropy $I_{f_\sigma}(G)$, the Hosoya entropy $H(G)$, the radial centric information entropy H_{ecc} , and a special degree-based entropy on two infinite classes of fullerene graphs, namely A_{12n+4} and B_{12n+6} . We emphasize that these measures have already been explored extensively and possess a known structural interpretation. In addition, fullerene graphs play an important role in mathematical chemistry and related disciplines. Therefore, we want to investigate the sensitivity of these five measures to the structural properties of fullerenes. This study is intended as an aid in selecting a measure capable of capturing the structural information of fullerenes. On the other hand, graph measures are at least relevant to the fullerene reactivity [20]. Additionally, entropy-based graph measures may relate to non-equilibrium physicochemical processes (see [23,24]). As for fullerenes, there are direct applications of information entropy to rationalizing the processes of fullerene [25] and endofullerene [26] formation.

2. Concepts and Terminology

All graphs considered in this paper are simple, connected, and finite. Let x and y be two arbitrary vertices of graph G . The distance between x and y is the length of the shortest path connecting them, denoted by $d(x, y)$.

Let Γ be a group and Ω be a non-empty set. An action of group Γ on set Ω is a function $\varphi : \Gamma \times \Omega \rightarrow \Omega$, where $(g, \alpha) \rightarrow \varphi(g, \alpha)$, that satisfies the following two properties (we denote $\varphi(g, \alpha)$ as α^g): $\alpha^e = \alpha$ for all α in Ω and $(\alpha^g)^h = \alpha^{gh}$ for all g, h in Γ . The orbit of an element $\alpha \in \Omega$ is denoted by α^Γ , and it is defined as the set of all $\alpha^g, g \in \Gamma$.

Let $X = (V, E)$ be a graph with vertex set V and edge set E . A bijection f on V that preserves edge set E is called an automorphism of X . In other words, the bijection f on $V(X)$ is an automorphism if and only if $f(u)f(v)$ is an edge in E (the image of vertex u is denoted by $f(u)$) whenever $e = uv$ is an edge in E . The set of all automorphisms of X , denoted by $Aut(X)$, forms a group under the composition of mappings. This group acts transitively on the set of vertices if for any pair of vertices u and v in $V(X)$, there is an automorphism $g \in Aut(X)$ such that $g(u) = v$. In this case, we say that X is vertex-transitive. An edge-transitive graph can be defined similarly.

The stabilizer of a vertex v under the action of $A = Aut(G)$ is the set of automorphisms that fix v and is denoted by A_v . A group-theoretic result of special importance regarding the proofs in Section 4 is the orbit-stabilizer theorem, which states that $|v^A||A_v| = |A|$.

3. Entropy of Graphs

The general Shannon entropy [27] is defined by $I(p) = -\sum_{i=1}^n p_i \log(p_i)$ for finite probability vector p . Let $\lambda = \sum_{j=1}^n \lambda_j$ and $p_i = \lambda_i/\lambda, (i = 1, 2, \dots, n)$. Generally, the entropy of an n -tuple $(\lambda_1, \lambda_2, \dots, \lambda_n)$ of real numbers is given by

$$I(\lambda_1, \lambda_2, \dots, \lambda_n) = -\sum_{i=1}^n p_i \log(p_i) = \log\left(\sum_{i=1}^n \lambda_i\right) - \sum_{i=1}^n \frac{\lambda_i}{\sum_{j=1}^n \lambda_j} \log \lambda_i. \quad (1)$$

There are many different ways to associate an n -tuple $(\lambda_1, \lambda_2, \dots, \lambda_n)$ to a graph G (see [1,2,8,10–16,28]). A classical graph entropy measure, namely the topological information content due to Mowshowitz [3], is defined by

$$I_a(G) = - \sum_{i=1}^k \frac{|N_i|}{|V|} \log \left(\frac{|N_i|}{|V|} \right), \quad (2)$$

where N_i ($1 \leq i \leq k$) is a set of similar vertices (which means they are in the same orbit). The collection of k orbits N_1, \dots, N_k defines a finite probability scheme in an obvious way. It is well-known that $I_a(G)$ reaches its maximum value for an identity graph, i.e., one whose automorphism group consists of the identity alone [3].

Entropy measures have been applied to networks/graphs extensively (see, e.g., [1–3]). There are many so-called information functionals that can be used to characterize a graph by means of an entropy measure defined by Equation (3). Because vertex eccentricity has meaningful properties (see [28,29]), we will apply this measure in our analysis together with other graph entropies. The eccentricity of vertex v is $\sigma(v) = \max_{u \in V} d(u, v)$, where $d(u, v)$ is the distance between vertices u and v . For a vertex $v_i \in V$, we define f as $f(v_i) := c_i \sigma(v_i)$ where $c_i > 0$ for $1 \leq i \leq n$ (see [3]). The entropy based on f denoted by $I_{f\sigma}(G)$ is defined as follows:

$$I_{f\sigma}(G) = \log \left(\sum_{i=1}^n c_i \sigma(v_i) \right) - \sum_{i=1}^n \frac{c_i \sigma(v_i)}{\sum_{j=1}^n c_j \sigma(v_j)} \log(c_i \sigma(v_i)). \quad (3)$$

If c_i 's are equal, then

$$I_{f\sigma}(G) = \log \left(\sum_{i=1}^n \sigma(v_i) \right) - \sum_{i=1}^n \frac{\sigma(v_i)}{\sum_{j=1}^n \sigma(v_j)} \log(\sigma(v_i)). \quad (4)$$

For further information about existing graph entropy measures, see [3,10,30–34].

In addition, we apply a special degree-based entropy $D(G)$ defined by [3]

$$D(G) = \log \left(\sum_{i=1}^n c_i \deg(v_i) \right) - \sum_{i=1}^n \frac{c_i \deg(v_i)}{\sum_{j=1}^n c_j \deg(v_j)} \log(c_i \deg(v_i)). \quad (5)$$

It is evident that other degree-based entropies can be defined as well (e.g., see [35]). If c_i 's are equal, since $\sum_{i=1}^n \deg(v_i) = 2m$, where m is the number of edges, we obtain

$$D(G) = \log(2m) - \frac{1}{2m} \sum_{i=1}^n \deg(v_i) \log(\deg(v_i)). \quad (6)$$

Given a graph G and a vertex $u \in V(G)$, let $\Gamma_i(u)$ be the number of vertices at distance i from u . Two vertices u and v are said to be Hosoya-equivalent or H -equivalent [8] if $\Gamma_i(u) = \Gamma_i(v)$ for $1 \leq i \leq d(G)$. The family of sets of H -equivalent vertices constitutes a partition of the vertices. Let h be the number of sets of H -equivalent vertices in G . The Hosoya entropy (or H -entropy) of G (introduced in [8]) is given by

$$H(G) = - \sum_{i=1}^h \frac{|X_i|}{|V|} \log \left(\frac{|X_i|}{|V|} \right). \quad (7)$$

Another entropy measure we use here relates to vertex eccentricity. The eccentric-entropy of graph G denoted by $C_{ec}(G)$ is defined by the number of different eccentricities of vertices [35]. Let $C_{ec}(G) = k$ and Y_{i_1}, \dots, Y_{i_k} be the sets of the different eccentricities. For instance, $Y_{i_j}, 1 \leq j \leq k$ is the set of all vertices with eccentricity equal to i_j . Then, the radial centric information entropy (or simply radial entropy) is defined by [36]

$$H_{ecc} = - \sum_{i=1}^k \frac{|Y_i|}{|V|} \log \left(\frac{|Y_i|}{|V|} \right). \tag{8}$$

The eccentric sequence of a connected graph G represents a list of the eccentricities of its vertices in non-decreasing order. Since there are often many vertices having the same eccentricity, we simplify the sequence by listing them as

$$\{\sigma(v_1)^{m_1}, \sigma(v_2)^{m_2}, \dots, \sigma(v_k)^{m_k}\}.$$

$\sigma(v_i)$ is the eccentricity of v_i ; m_i is the multiplicity of $\sigma(v_i)$.

4. Main Results

In this section, we consider two infinite classes of fullerene graphs A_{12n+4} and B_{12n+6} . Group-theoretic methods are used to determine the orbits of their respective automorphism groups, enabling the computation of symmetry-based entropy. Hosoya entropy is also computed using a method [29] for inferring Hosoya partitions.

In addition, we determine the eccentricity sequence of a fullerene graph, and we calculate the radial centric entropy. Eccentricity entropy and degree-based entropy, defined in the previous section, are also computed. Finally, in Section 4, we compare these entropies in relation to properties of the graphs.

Lemma 1. [37] *If G is a vertex-transitive graph, then for all $x, y \in V(G)$, $\sigma(x) = \sigma(y)$, i.e., all the vertices in a vertex-transitive graph have the same eccentricity.*

Theorem 1. [38] *Let G be a vertex-transitive graph on n vertices and $\sigma(x)$ denote the eccentricity of vertex x . For all sequences $c_1 \geq c_2 \geq \dots \geq c_n$*

$$If_{\sigma}(G) = \log \left(\sum_{i=1}^n c_i \right) - \sum_{i=1}^n \frac{c_i}{\sum_{j=1}^n c_j} \log(c_i). \tag{9}$$

If $c_i = c_j$ for all $i \neq j$, then $If_{\sigma}(G) = \log(n)$.

Let x_1, x_2 be positive integers. It is clear that the inequality

$$(x_1 + x_2)^{(x_1+x_2)} > x_1^{x_1} x_2^{x_2}, \tag{10}$$

is satisfied. We are aware of the fact that the Hosoya partition is either an orbit or a union of distinct orbits. Thus, using Equation (10), we conclude that for an arbitrary graph G , we infer

$$H_{ecc}(G) \leq H(G) \leq I_a(G). \tag{11}$$

It is not difficult to see that the diameter of A_{12n+4} is $d = 2n + 1$. Suppose that for $1 \leq i \leq n$, C_i is the subset of vertices of A_{12n+4} at distance $2i - 1$ or $2i$ from the vertex 1, and $C_{n+1} = \{12n, \dots, 12n + 4\}$. In other words, for $1 \leq i \leq n$, $C_i = \Gamma_{2i-1}(1) \cup \Gamma_{2i}(1)$ and $C_{n+1} = \Gamma_{2n+1}(1)$, where $\Gamma_i(u)$ is defined in Section 3.

Definition 1. *The i -th layer ($1 \leq i \leq n$) of a fullerene graph A_{12n+4} is the set of vertices contained in C_i .*

Theorem 2. Consider the fullerene graph A_{12n+4} , where $n \geq 4$. If n is even, then

$$I_a(A_{12n+4}) = \log(12n + 4) - \frac{1}{12n + 4} ((12n + 3) \log 3 + 6n). \tag{12}$$

If n is odd, then

$$I_a(A_{12n+4}) = \log(12n + 4) - \frac{1}{12n + 4} ((12n + 3) \log 3 + 6n + 6). \tag{13}$$

Proof. Consider the labeling of the fullerene graph A_{12n+4} as shown in Figure 1, and set $\alpha = (2, 5, 8)(3, 6, 9) \dots (12n + 2, 12n + 4, 12n)$ and $\beta = (2, 8)(3, 7) \dots (12n + 2, 12n)$.

Clearly, $S_3 \cong \langle \alpha, \beta \rangle \leq A = \text{Aut}(A_{12n+4})$. On the other hand, $|A| = |1^A| |A_1|$. Since each automorphism that fixes points 1 and 2 must fix $\{7, 11, 17, \dots, 12n - 1, 12n + 2\}$, $|A_1| = |A_{1,2}| |2^{A_1}| = 2 \times 3$. Moreover, $1^A = \{1\}$, and thus $|A| = 6$, which implies that $A \cong S_3$.

The vertex 1 constitutes a singleton orbit. The vertices of the first layer of this graph constitute two orbits,

$$\{2, 5, 8\}, \{3, 4, 6, 7, 9, 10\}.$$

On the other hand, the i -th layer ($2 \leq i \leq n$) consists of three orbits. The vertices of the i -th layer of A_{12n+4} that are the same color (in Figure 2) are in the same orbit.

If n is even, the vertices of the last layer of Figure 1 make up two orbits: the vertices with odd labels (colors) form one orbit, and the other vertices form a second orbit. If n is odd, the vertices of the last layer are in the same orbit. Thus, if n is even, the fullerene graph A_{12n+4} possesses one orbit of size 1, $2n + 1$ orbits of size 3, and n orbits of size 6. Thus,

$$I_a(A_{12n+4}) = \frac{1}{12n + 4} \log(12n + 4) + \frac{3(2n + 1)}{12n + 4} \log\left(\frac{12n + 4}{3}\right) + \frac{6n}{12n + 4} \log\left(\frac{12n + 4}{6}\right) \tag{14}$$

$$= \log(12n + 4) - \left(\frac{6n + 3}{12n + 4} \log 3 + \frac{6n}{12n + 4} (1 + \log 3)\right) \tag{15}$$

$$= \log(12n + 4) - \frac{1}{12n + 4} ((12n + 3) \log 3 + 6n). \tag{16}$$

If n is odd, the fullerene graph A_{12n+4} has one orbit of size 1, $2n - 1$ orbits of size 3, and $n + 1$ orbits of size 6. Hence,

$$I_a(A_{12n+4}) = \frac{1}{12n + 4} \log(12n + 4) + \frac{3(2n - 1)}{12n + 4} \log\left(\frac{12n + 4}{3}\right) + \frac{6(n + 1)}{12n + 4} \log\left(\frac{12n + 4}{6}\right) \tag{17}$$

$$= \log(12n + 4) - \left(\frac{6n - 3}{12n + 4} \log 3 + \frac{6(n + 1)}{12n + 4} (1 + \log 3)\right) \tag{18}$$

$$= \log(12n + 4) - \frac{1}{12n + 4} ((12n + 3) \log 3 + 6n + 6). \tag{19}$$

□

Theorem 3. The fullerene graph A_{12n+4} where $n \geq 4$ satisfies

$$H(A_{12n+4}) = \log(12n + 4) - \frac{1}{12n + 4} ((12n + 3) \log 3 + 6(2n - 4)). \tag{20}$$

Proof. Consider the graph shown in Figure 2. Each set of H -equivalent vertices in the i -th ($i = 1, 2, 3, 4, 5$) layer forms a distinct orbit. For $i = 6, 7, \dots, n$, the vertices of each layer constitute three orbits labeled by the numbers 1, 2, and 3. In all of them, vertices with labels 2 and 3 compose H -equivalent partitions and the vertices with label 1 compose another H -equivalent partition. Finally, the vertices of the outer pentagon in A_{12n+4} are also H -equivalent.

This means that the vertices of fullerene graph A_{12n+4} are partitioned into $2n + 6$ H -equivalence classes such that there exists an equivalence class of size 1, nine equivalence classes of size 3, and $2n - 4$ equivalence classes of size 6. Hence,

$$H(A_{12n+4}) = \frac{1}{12n+4} \log(12n+4) + \frac{27}{12n+4} \log\left(\frac{12n+4}{3}\right) + \frac{6(2n-4)}{12n+4} \log\left(\frac{12n+4}{6}\right) \tag{21}$$

$$= \log(12n+4) - \left(\frac{27}{12n+4} \log 3 + \frac{6(2n-4)}{12n+4} (1 + \log 3) \right) \tag{22}$$

$$= \log(12n+4) - \frac{1}{12n+4} (12n - 24 + (12n + 3) \log 3). \tag{23}$$

Carbon nanotubes are members of the fullerene family. A carbon nanotube ($T_z[m, n]$) consists of a sheet with m rows and n columns of hexagons (see Figure 3). Nanotubes can be pictured as sheets of graphite rolled up into a tube, as shown in Figure 4. Combining a nanotube $T_z[6, n - 10]$ with two copies of B_1 and B_2 (Figures 5 and 6) yields the fullerene graph A_{12n+4} (see Figure 7). □

The vertices of fullerene graph A_{12n+4} can be partitioned into three subsets of vertices: the vertices of B_1 , B_2 and the vertices of the nanotube $T_z[6, n - 10]$ (see Figures 5, 6, and 8). The blocks of the Hosoya partition and the eccentricities of the vertices of B_1 and B_2 are given in Table 1.

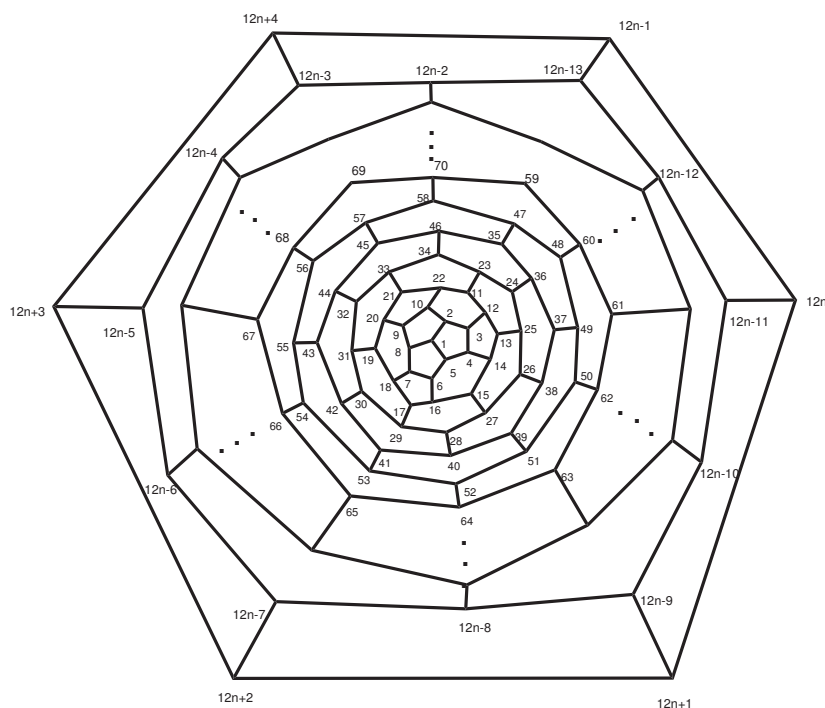


Figure 1. The fullerene A_{12n+4} .

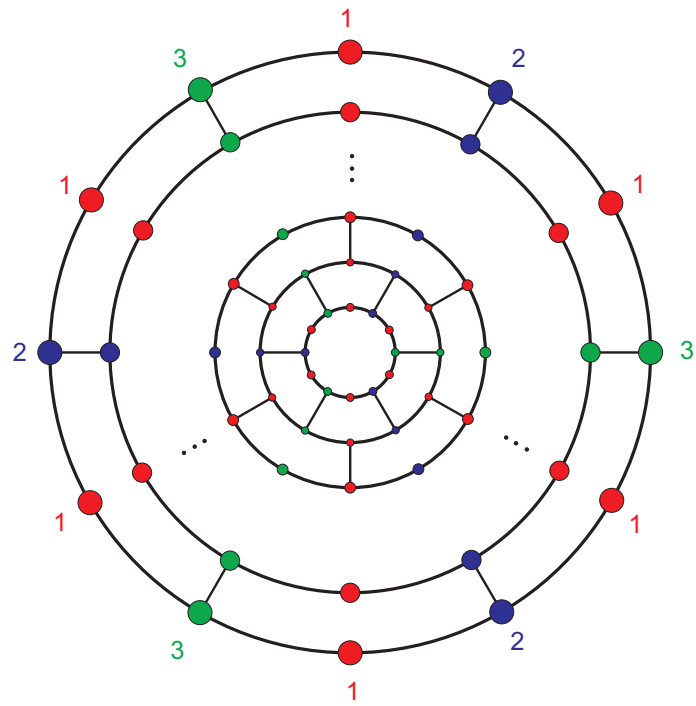


Figure 2. The orbits of the i -th layer ($2 \leq i \leq n$) of the fullerene graph A_{12n+4} .




Figure 3. A sheet of hexagons $T_z[7, 12]$.

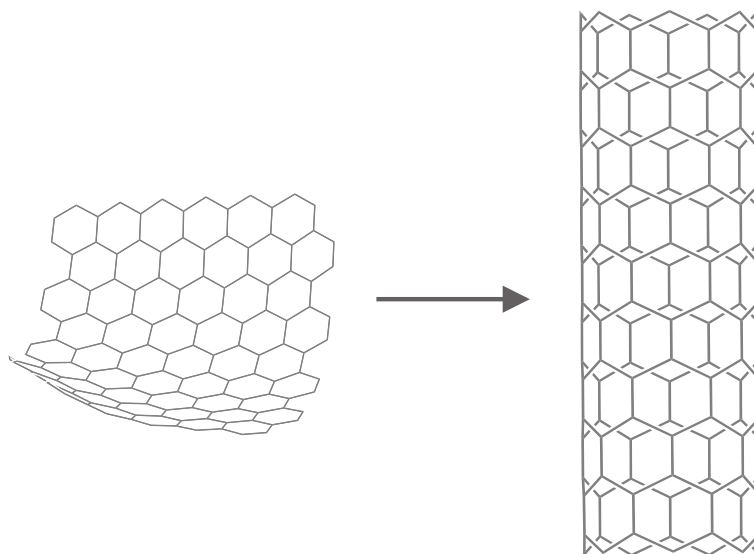


Figure 4. Zig-zag and nanotube.

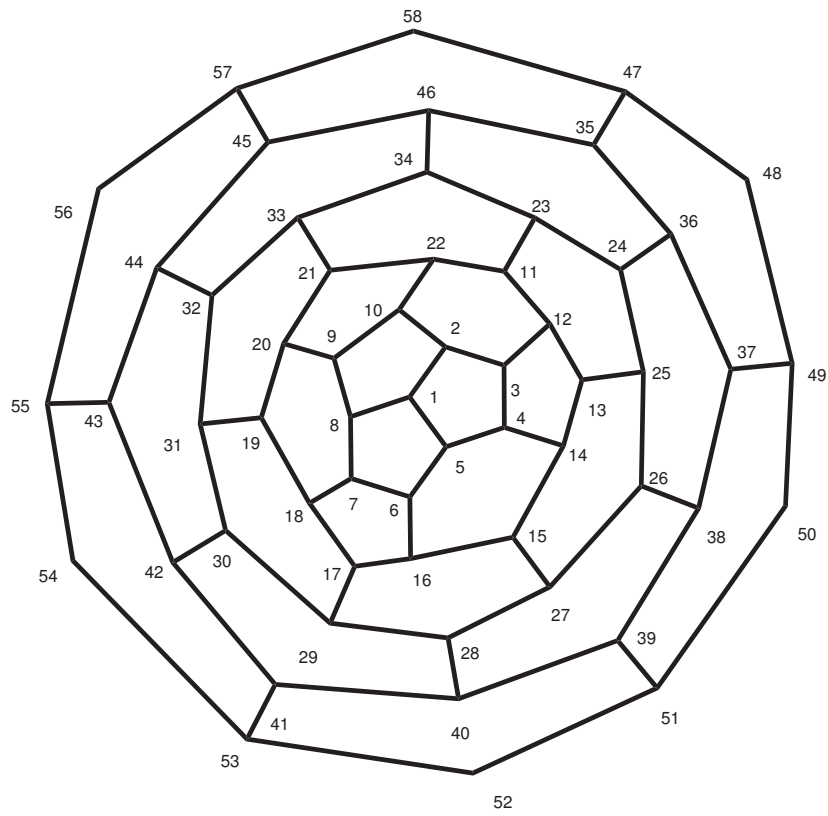


Figure 5. The subgraph B_1 .

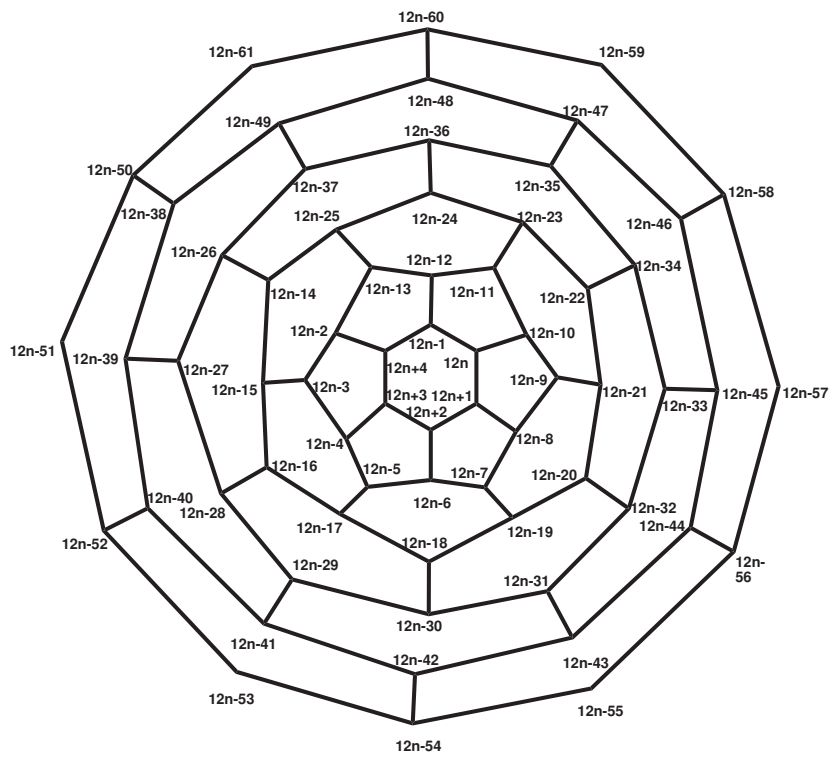


Figure 6. The subgraph B_2 .

Table 1. The H -partition and eccentricity of fullerene graph.

Partitions	Elements	ecc
V_1	1	$2n + 1$
V_{2n+6}	$12n - 1, 12n, 12n + 1, 12n + 2, 12n + 3, 12n + 4$	
V_2	2, 5, 8	$2n$
V_{2n+5}	$12n - 13, 12n - 11, 12n - 9, 12n - 7, 12n - 5, 12n - 3$	
V_3	3, 4, 6, 7, 9, 10	$2n - 1$
V_{2n+4}	$12n - 12, 12n - 10, 12n - 8, 12n - 6, 12n - 4, 12n - 2$	
V_4	12, 14, 16, 18, 20, 22	$2n - 2$
V_{2n+3}	$12n - 25, 12n - 23, 12n - 21, 12n - 19, 12n - 17, 12n - 15$	
V_5	11, 15, 19	$2n - 3$
V_6	13, 17, 21	
V_{2n+2}	$12n - 24, 12n - 22, 12n - 20, 12n - 18, 12n - 16, 12n - 14$	
V_7	23, 27, 31	$2n - 4$
V_8	25, 29, 33	
V_{2n+1}	$12n - 36, 12n - 34, 12n - 32, 12n - 30, 12n - 28, 12n - 26$	
V_9	24, 26, 28, 30, 32, 34	$2n - 5$
V_{2n}	$12n - 37, 12n - 35, 12n - 33, 12n - 31, 12n - 29, 12n - 27$	
V_{10}	36, 38, 40, 42, 44, 46	$2n - 6$
V_{2n-1}	$12n - 49, 12n - 47, 12n - 45, 12n - 43, 12n - 41, 12n - 39$	
V_{11}	35, 39, 43	$2n - 7$
V_{12}	37, 41, 45	
V_{2n-2}	$12n - 48, 12n - 46, 12n - 44, 12n - 42, 12n - 40, 12n - 38$	
V_{13}	47, 51, 55	$2n - 8$
V_{14}	49, 53, 57	
V_{2n-3}	$12n - 60, 12n - 58, 12n - 56, 12n - 54, 12n - 52, 12n - 50$	
V_{15}	48, 50, 52, 54, 56, 58	$2n - 9$
V_{2n-4}	$12n - 61, 12n - 59, 12n - 57, 12n - 55, 12n - 53, 12n - 51$	

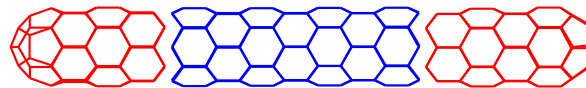


Figure 7. The 3-dimensional structure of fullerene graph A_{12n+4} .

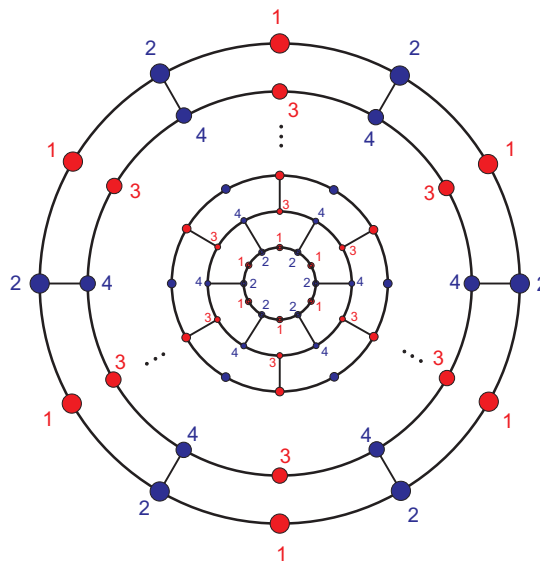


Figure 8. The Hosoya-partitions of $T_z[6, n - 10]$.

Now consider the nanotube $T_z[6, n - 10]$ in fullerene graph A_{12n+4} . Each layer of this graph has two equivalence classes (see Figure 8). Let p_1, \dots, p_{n-10} be the Hosoya-equivalent vertices of $T_z[6, n - 10]$, i.e., the set p_i contains the vertices labeled i . Then $ecc(p_i) = 2n - i - 9$, where for the subset $X \subseteq V(G)$, $ecc(X) = \max\{ecc(x) : x \in X\}$.

Thus, the eccentricity sequence of fullerene graph A_{12n+4} is

$$\{(2n - i)^{12} (1 \leq i \leq n - 1), (2n)^9, (2n + 1)^7\}. \tag{24}$$

Theorem 4. *The radial entropy of fullerene $A_{12n+4} (n \geq 4)$ is*

$$H_{ecc}(A_{12n+4}) = \log(12n + 4) - \frac{1}{12n + 4} (24(n - 1) + (12n + 6) \log 3 + 7 \log 7). \tag{25}$$

Proof. From Equation (24), we obtain

$$H_{ecc}(A_{12n+4}) = \frac{12(n - 1)}{12n + 4} \log\left(\frac{12n + 4}{12}\right) + \frac{9}{12n + 4} \log\left(\frac{12n + 4}{9}\right) + \frac{7}{12n + 4} \log\left(\frac{12n + 4}{7}\right) \tag{26}$$

$$= \log(12n + 4) - \frac{1}{12n + 4} (12(n - 1) \log 12 + 9 \log 9 + 7 \log 7) \tag{27}$$

$$= \log(12n + 4) - \frac{1}{12n + 4} (24(n - 1) + (12n + 6) \log 3 + 7 \log 7). \tag{28}$$

□

Theorem 5. *If c_i 's are equal in Equation (5), the entropy of fullerene $A_{12n+4} (n \geq 11)$ is given by*

$$If_{\sigma}(A_{12n+4}) = \log(18n^2 + 14n + 7) - \frac{1}{18n^2 + 14n + 7} ((14n + 7) \log(2n + 1) + 18n \log(2n) + 12A), \tag{29}$$

where $A = \sum_{i=1}^{n-1} (2n - i) \log(2n - i)$.

Proof. From Table 1, assuming $n \geq 11$, it is clear that there are $n + 1$ types of vertices of the fullerene graph A_{12n+4} with distinct eccentricities. From Equation (24), one can see that there exist 7 vertices with eccentricity $2n + 1$, 9 vertices with eccentricity $2n$, and 12 vertices with eccentricity $2n - i (1 \leq i \leq n - 1)$. From this, we conclude that

$$If_{\sigma}(A_{12n+4}) = \log(7(2n + 1) + 9(2n) + 12 \sum_{i=1}^{n-1} (2n - i)) - \frac{1}{32n + 7 + 12 \sum_{i=1}^{n-1} (2n - i)} (7(2n + 1) \log(2n + 1) + 9(2n) \log(2n) + 12A) = \log(18n^2 + 14n + 7) - \frac{1}{18n^2 + 14n + 7} ((14n + 7) \log(2n + 1) + 18n \log(2n) + 12A). \tag{30}$$

□

Theorem 6. The degree-based entropy of fullerene graph A_{12n+4} is

$$D(A_{12n+4}) = \log(36n + 12) - \frac{(36n + 12) \log 3}{36n + 12} = \log(12n + 4). \tag{31}$$

Theorem 7. Let B_{12n+6} be the fullerene graph with $n \geq 6$. Then

$$I_a(B_{12n+6}) = \log(12n + 6) - \frac{10n + 5}{6n + 3}. \tag{32}$$

Proof. Consider the graph B_{12n+6} shown in Figure 9. Clearly, α, β are automorphisms of fullerene graph B_{12n+6} :

$$\begin{aligned} \alpha &= (1, 5)(2, 4)(6, 8) \dots (12n + 1, 12n + 4)(12n + 2, 12n + 3)(12n + 5, 12n + 6), \\ \beta &= (2, 8)(3, 7)(4, 6) \dots (12n + 3, 12n + 5)(12n + 2, 12n + 6). \end{aligned}$$

Then $G = \langle \alpha, \beta \rangle \leq A = \text{Aut}(B_{12n+6})$. Since every automorphism that fixes point 3 also fixes the points $\{7, 26, 27, 33, \dots, 12n - 8, 12n - 2\}$, the orbit-stabilizer property implies that $|A| = |3^A| |A_3| = 2 \times 2$. Therefore, $A \cong \mathbb{Z}_2 \times \mathbb{Z}_2$. The graph B_{12n+6} has $n + 1$ layers. The orbits of the first and last layers are given by

$$\begin{aligned} &\{1, 5\}, \{2, 4, 6, 8\}, \{3, 7\}, \{12, 13, 19, 20\}, \{12n + 1, 12n + 4\}, \\ &\{12n + 2, 12n + 3, 12n + 5, 12n + 6\}. \end{aligned}$$

Moreover, the vertices of the i -th layer ($2 \leq i \leq n$) of B_{12n+6} that have the same color in Figure 10 are in the same orbit. This means that the graph B_{12n+6} possesses $2n + 1$ orbits of size 2 and $2n + 1$ orbits of size 4. Thus,

$$I_a(B_{12n+6}) = \frac{2(2n + 1)}{12n + 6} \log \left(\frac{12n + 6}{2} \right) + \frac{4(2n + 1)}{12n + 6} \log \left(\frac{12n + 6}{4} \right) \tag{33}$$

$$= \frac{2n + 1}{6n + 3} (\log(12n + 6) - 1) + \frac{4n + 2}{6n + 3} (\log(12n + 6) - 2) \tag{34}$$

$$= \log(12n + 6) - \frac{10n + 5}{6n + 3}. \tag{35}$$

□

Theorem 8. Suppose B_{12n+6} is the fullerene graph with $n \geq 6$. Then

$$H(B_{12n+6}) = \log(12n + 6) - \frac{1}{12n + 6} (6(2n - 8)(1 + \log 3) + 90). \tag{36}$$

Proof. In Figure 10, the sets of Hosoya-equivalent vertices in layers 1, 2, and 3 are precisely the orbits of the automorphism group. For $i \in \{4, 5, 6\}$, consider the i -th layer of fullerene B_{12n+6} . The vertices labeled 2 and 4 form two blocks of the Hosoya partition. The vertices labeled 1 and 3 form two additional blocks. In the layers i , ($7 \leq i \leq n$), the vertices labeled by 2 and 4 form two blocks, and the vertices labeled by 1 and 3 form an additional two blocks. Finally, the vertices of the last

layer are all H -equivalent. Hence, the Hosoya partition of this graph consists of nine blocks of size 2, nine of size 4, and $2n - 8$ of size 6. Thus, we have

$$\begin{aligned}
 H(B_{12n+6}) &= \frac{18}{12n+6} \log\left(\frac{12n+6}{2}\right) + \frac{36}{12n+6} \log\left(\frac{12n+6}{4}\right) \\
 &+ \frac{6(2n-8)}{12n+6} \log\left(\frac{12n+6}{6}\right) = \frac{3}{2n+1} (\log(12n+6) - 1) \\
 &+ \frac{6}{2n+1} (\log(12n+6) - 2) \\
 &+ \frac{2n-8}{2n+1} \log((12n+6) - \log 6) \tag{37}
 \end{aligned}$$

$$= \log(12n+6) - \frac{1}{2n+1} ((2n-8)(1 + \log 3) + 15). \tag{38}$$

□

Theorem 9. *If c_i 's are equal in Equation (5), then the entropy of fullerene B_{12n+6} ($n \geq 12$) is*

$$If_{\sigma}(B_{12n+6}) = \log(18n^2 + 18n + 8) \tag{39}$$

$$- \frac{1}{9/2n^2 + 9/2 + 2} ((4n + 2) \log(2n + 1) + 5n \log(2n) + 3A), \tag{40}$$

where $A = \sum_{i=1}^{n-1} (2n - i) \log(2n - i)$.

Proof. There exist $n + 1$ types of vertices of fullerene graphs B_{12n+6} whose eccentricity sequence is

$$\{(2n - i)^{12} (1 \leq i \leq n - 1), (2n)^{10}, (2n + 1)^8\}. \tag{41}$$

There exist 8 vertices with eccentricity $2n + 1$, 10 vertices with eccentricity $2n$, and 12 vertices with eccentricity $2n - i (1 \leq i \leq n - 1)$. We conclude that

$$\begin{aligned}
 If_{\sigma}(B_{12n+6}) &= \log(8(2n + 1) + 10(2n) + 12 \sum_{i=1}^{n-1} (2n - i)) \\
 &- \frac{1}{32n + 7 + 12 \sum_{i=1}^{n-1} (2n - i)} (8(2n + 1) \log(2n + 1) \\
 &+ 10(2n) \log(2n) + 12A) \tag{42}
 \end{aligned}$$

$$\begin{aligned}
 &= \log(18n^2 + 18n + 8) \\
 &- \frac{1}{9/2n^2 + 9/2n + 2} ((4n + 2) \log(2n + 1) \\
 &+ 5n \log(2n) + 3A). \tag{43}
 \end{aligned}$$

□

Theorem 10. *The radial entropy of fullerene B_{12n+6} ($n \geq 6$) is*

$$H_{ecc}(B_{12n+6}) = \log(12n + 6) - \frac{1}{12n + 6} (12(n - 1) \log 3 + 10 \log 5 + 24n + 10). \tag{44}$$

Proof. By using Equation (41), we infer

$$H_{ecc}(B_{12n+6}) = \frac{12(n-1)}{12n+6} \log\left(\frac{12n+6}{12}\right) + \frac{10}{12n+6} \log\left(\frac{12n+6}{10}\right) + \frac{8}{12n+6} \log\left(\frac{12n+6}{8}\right) \tag{45}$$

$$= \log(12n+6) - \frac{1}{12n+6} (12(n-1) \log 12 + 10 \log 10 + 8 \log 8) \tag{46}$$

$$= \log(12n+6) - \frac{1}{12n+6} (12(n-1) \log 3 + 10 \log 5 + 24n + 10). \tag{47}$$

□

Theorem 11. The degree-based entropy $D(B_{12n+6})$ is

$$D(B_{12n+6}) = \log(36n+18) - \frac{(36n+18) \log 3}{36n+18} = \log(12n+6). \tag{48}$$

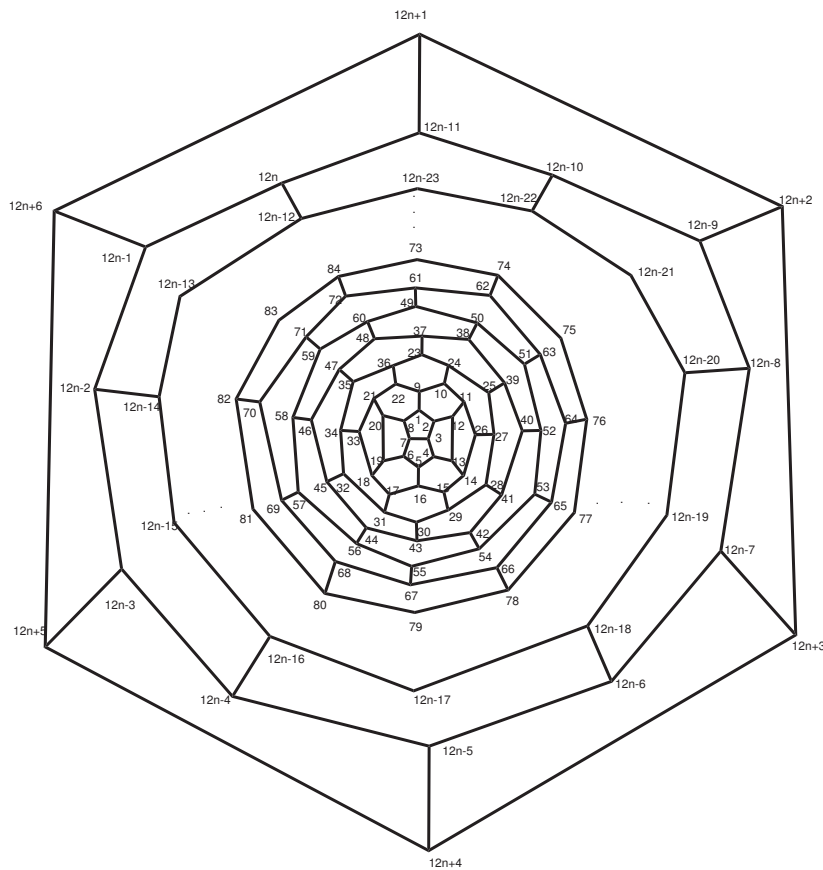


Figure 9. Labeled vertices of the fullerene graph B_{12n+6} .

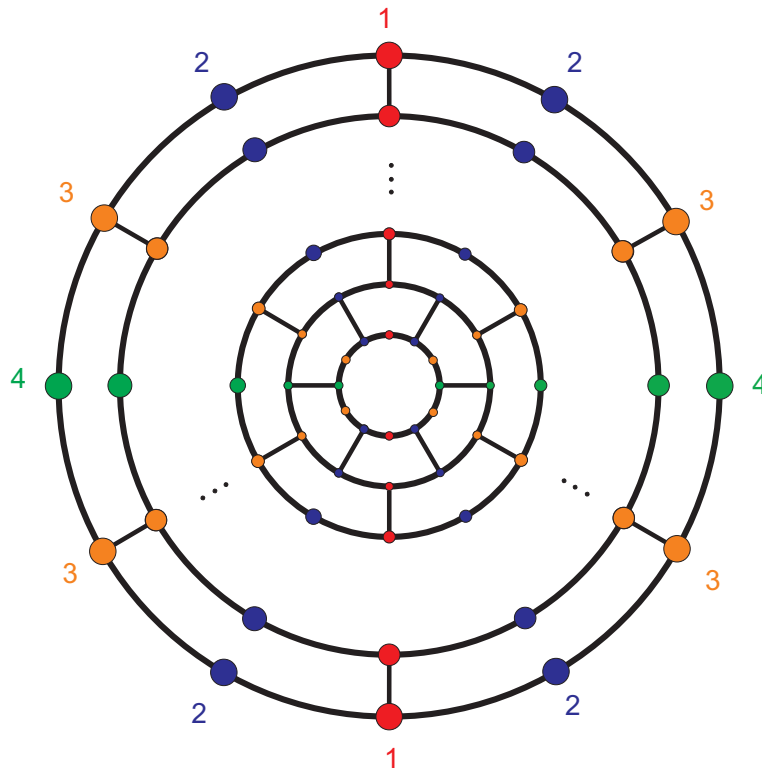


Figure 10. The orbits of the i -th layer ($2 \leq i \leq n$) of the fullerene B_{12n+6} .

Correlation Analysis

In Figures 11 and 12, the values of five entropies (introduced in this paper) are compared for 80 fullerene graphs contained in A_{12n+4} and B_{12n+6} . Here, the X-axis denotes the values of n and the Y-axis denotes the values of graph entropies. As a result, one can see that the correlation between degree-based entropy and eccentric-entropy is approximately equal to one.

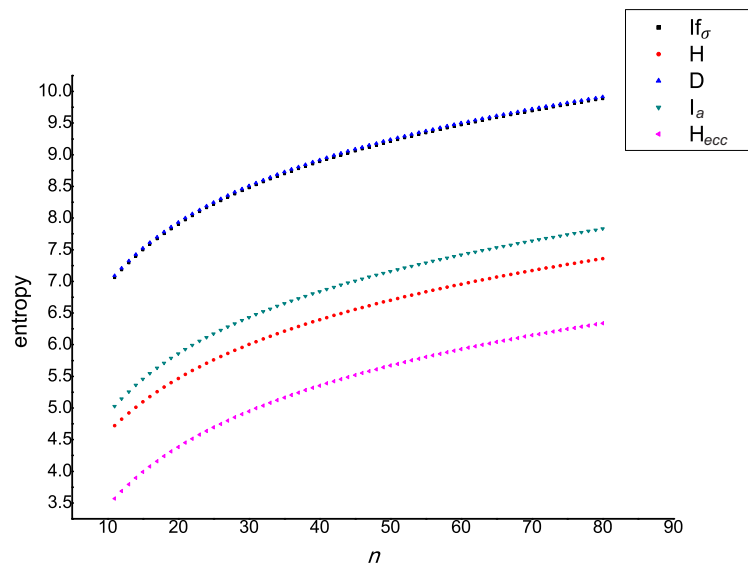


Figure 11. Behavior of graph entropies for the fullerene graph A_{12n+4} .

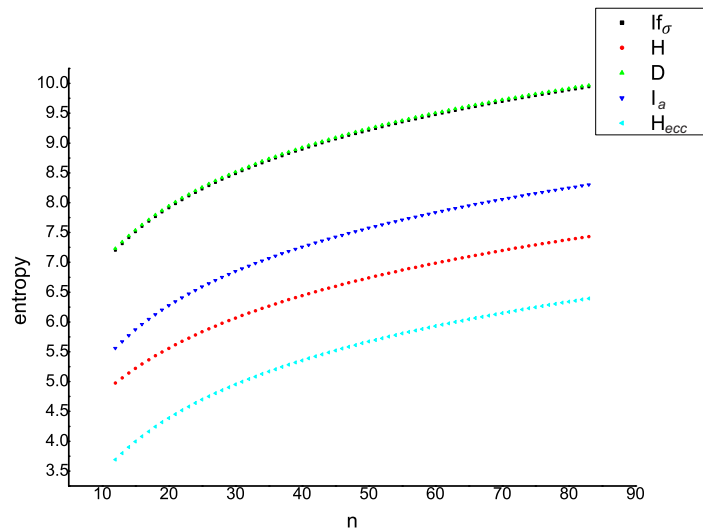


Figure 12. Behavior of graph entropies for the fullerene graph B_{12n+6} .

The Pearson correlations between the entropies for the fullerenes A_{12n+4} and B_{12n+6} can be found in Figures 13 and 14.

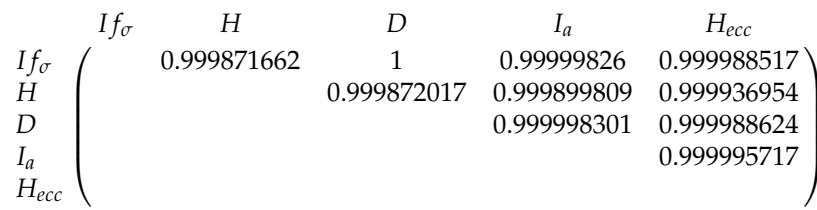


Figure 13. The correlations between five graph entropies for A_{12n+4} .

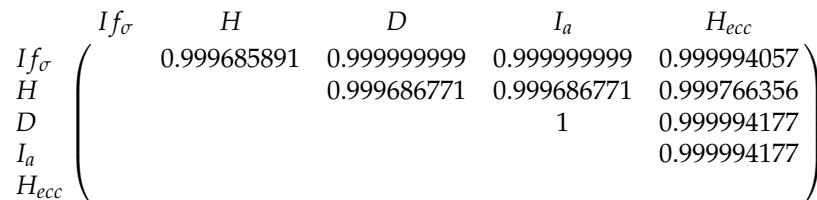


Figure 14. The correlations between five entropies for B_{12n+6} .

The adjacency energy of G is a graph invariant that was introduced by Gutman [39]. It is defined as

$$E(G) = \sum_{i=1}^n |\lambda_i|, \tag{49}$$

where λ_i s are the eigenvalues of G . In this paper, we computed the energy of a graph and five types of entropies for A_{12n+4} ($11 \leq n \leq 20$) fullerene graphs (see Table 2). These results reveal that the correlation between graph energy and any type of entropy applied to the class of A_{12n+4} fullerenes is greater than 0.99 (see Table 3). This means that they capture almost the same kind of structural information. Finally, we are able to approximate the graph energies of fullerenes by these entropies.

Table 2. The graph energy and five kinds of entropies applied to A_{12n+4} .

n	E	D	If_σ	I_a	H	H_{ecc}
11	212.87	7.08	7.06	5.02	4.72	3.57
12	231.73	7.2	7.18	5.14	4.82	3.68
13	250.59	7.32	7.29	5.25	4.92	3.79
14	269.46	7.42	7.39	5.36	5.01	3.89
15	288.32	7.52	7.49	5.45	5.09	3.98
16	307.19	7.61	7.58	5.54	5.18	4.07
17	326.05	7.7	7.67	5.63	5.25	4.15
18	344.91	7.78	7.75	5.71	5.33	4.23
19	363.78	7.85	7.83	5.78	5.4	4.31
20	382.64	7.93	7.9	5.86	5.46	4.38

Table 3. The correlation between graph energy and entropies applied to A_{12n+4} .

	E, D	E, If_σ	E, I_a	E, H	E, H_{ecc}
Cor	0.9964006	0.9972326	0.99673	0.9975728	0.9974525

5. Summary and Conclusions

In this paper, we have examined several known graph entropy measures on fullerene graphs. In particular, we explored the topological information content of a graph $I_a(G)$, a degree-based entropy measure, the eccentric-entropy $If_\sigma(G)$, the Hosoya entropy $H(G)$, and finally, the radial centric information entropy H_{ecc} . Our results are twofold. First, we obtained concrete expressions for the graph entropy measures on the defined classes of fullerenes. These results can be useful when applying the measures on the fullerenes for practical applications. Second, we generated numerical results to examine the correlations between the measures. We found that almost all measures are highly correlated. This means that it might be sufficient to use only one measure to quantify the structural properties of fullerenes. On the one hand, this could be interpreted as a negative result in that it might not be worthwhile to apply many measures that seem to be different since they rely on quite different graph invariants. However, it turns out that they capture almost the same kind of structural information, as measured by the Pearson correlation coefficient. On the other hand, this fact could be used to approximate other measures that are difficult to determine analytically. In Hückel theory, the total π -electron energy of a bipartite molecular graph is defined as the formula given by Equation (49). Our measure of energy correlates well with the observed heats of formation of the corresponding conjugated hydrocarbons, and it is related to other relevant chemical invariants [39,40]. We demonstrated this by using the well-known graph energy [41–48].

In the future, we intend to examine these measures on other classes of graphs and to analyze extremal properties as well as interrelations between the measures.

Author Contributions: Methodology and writing-original draft preparation and editing, M.G.; investigation, review and funding acquisition, M.D.; software, M.R-P.; supervision, A.M. and F.E-S.

Funding: Matthias Dehmer thanks the Austrian Science Funds for supporting this work (project P30031).

Conflicts of Interest: The authors declare no conflict of interest.

References

- Dehmer, M.; Mowshowitz, A. A history of graph entropy measures. *Inf. Sci. Int. J.* **2011**, *181*, 57–78. [[CrossRef](#)]
- Dehmer, M.; Mowshowitz, A.; Emmert-Streib, F. Connections between classical and parametric network entropies. *PLoS ONE* **2011**, *6*, e15733. [[CrossRef](#)]

3. Mowshowitz, A. Entropy and the complexity of the graphs I: An index of the relative complexity of a graph. *Bull. Math. Biophys.* **1968**, *30*, 175–204. [[CrossRef](#)]
4. Rashevsky, N. Life, Information Theory, and Topology. *Bull. Math. Biophys.* **1955**, *17*, 229–235. [[CrossRef](#)]
5. Mowshowitz, A. Entropy and the complexity of graphs II: The information content of digraphs and infinite graphs. *Bull. Math. Biophys.* **1968**, *30*, 225–240. [[CrossRef](#)] [[PubMed](#)]
6. Mowshowitz, A. Entropy and the complexity of graphs III: Graphs with prescribed information content. *Bull. Math. Biophys.* **1968**, *30*, 387–414. [[CrossRef](#)]
7. Mowshowitz, A. Entropy and the complexity of graphs IV: Entropy measures and graphical structure. *Bull. Math. Biophys.* **1968**, *30*, 533–546. [[CrossRef](#)]
8. Mowshowitz, A.; Dehmer, M. The Hosoya entropy of a graph. *Entropy* **2015**, *17*, 1054–1062. [[CrossRef](#)]
9. Dehmer, M. Strukturelle Analyse web-basierter Dokumente. In *Multimedia und Telekooperation*; Deutscher Universitäts Verlag: Wiesbaden, Germany, 2006.
10. Dehmer, M.; Emmert-Streib, F.; Shi, Y. Interrelations of graph distance measures based on topological indices. *PLoS ONE* **2014**, *9*, e94985. [[CrossRef](#)] [[PubMed](#)]
11. Dehmer, M.; Emmert-Streib, F.; Shi, Y. Graph distance measures based on topological indices revisited. *Appl. Math. Comput.* **2015**, *266*, 623–633. [[CrossRef](#)]
12. Dehmer, M.; Mehler, A. A new method of measuring similarity for a special class of directed graphs. *Tatra Mt. Math. Publ.* **2007**, *36*, 39–59.
13. Dehmer, M.; Mowshowitz, A. Generalized graph entropies. *Complexity* **2011**, *17*, 45–50. [[CrossRef](#)]
14. Dehmer, M.; Sivakumar, L.; Varmuza, K. Uniquely discriminating molecular structures using novel eigenvalue-based descriptors. *MATCH Commun. Math. Comput. Chem.* **2012**, *67*, 147–172.
15. Dehmer, M.; Shi, Y.; Emmert-Streib, F. Structural differentiation of graphs using Hosoya-based indices. *PLoS ONE* **2014**, *9*, e102459. [[CrossRef](#)] [[PubMed](#)]
16. Dehmer, M.; Varmuza, K.; Borgert, S.; Emmert-Streib, F. On entropy-based molecular descriptors: Statistical analysis of real and synthetic chemical structures. *J. Chem. Inf. Model.* **2009**, *49*, 1655–1663. [[CrossRef](#)] [[PubMed](#)]
17. Kroto, H.W.; Heath, J.R.; O'Brien, S.C.; Curl, R.F.; Smalley, R.E. C₆₀: buckminsterfullerene. *Nature* **1985**, *318*, 162–163. [[CrossRef](#)]
18. Fowler, P.W.; Manolopoulos, D.E. *An Atlas of Fullerenes*; Clarendon Press: Oxford, UK, 1995.
19. Ori, O.; Cataldo, F.; Graovac, A. Topological ranking of C₂₈ fullerenes reactivity. *Fullerene Nanotube Carbon Nanostruct.* **2009**, *17*, 308–323. [[CrossRef](#)]
20. Ori, O.; D'Mello, M. A topological study of the structure of the C₇₆ fullerene. *Chem. Phys. Lett.* **1992**, *197*, 49–54. [[CrossRef](#)]
21. Sabirov, D.S.; Ori, O.; Laszlo, I.; Graovac, A. Isomers of the C₈₄ fullerene: A theoretical consideration within energetic, structural, and topological approaches. *Fullerene Nanotube Carbon Nanostruct.* **2018**, *26*, 100–110. [[CrossRef](#)]
22. Ghorbani, M. Connective eccentric index of fullerenes. *J. Math. Nanosci.* **2011**, *1*, 43–50.
23. Aleskovskii, V.B. Information as a factor of self-organization and organization of matter. *Russ. J. Gen. Chem.* **2002**, *72*, 569–574. [[CrossRef](#)]
24. Talanov, V.M.; Ivanov, V.V. Structure as the source of information on the chemical organization of substance. *Russ. J. Gen. Chem.* **2013**, *83*, 2225–2336. [[CrossRef](#)]
25. Sabirov, D.S.; Osawa, E. Information entropy of fullerenes. *J. Chem. Inf. Model.* **2015**, *55*, 1576–1584. [[CrossRef](#)]
26. Sabirov, D.S.; Terentyev, A.O.; Sokolov, V.I. Activation energies and information entropies of helium penetration through fullerene walls. Insights into the formation of endofullerenes nX@C₆₀/70 (n = 1 and 2) from the information entropy approach. *RSC Adv.* **2016**, *6*, 72230–72237. [[CrossRef](#)]
27. Shannon, C.E.; Weaver, W. *The Mathematical Theory of Communication*; University of Illinois Press: Urbana, IL, USA, 1949.
28. Ghorbani, M.; Dehmer, M.; Zangi, S. On certain aspects of graph entropies of fullerenes. *MATCH Commun. Math. Comput. Chem.* **2019**, *81*, 163–174.
29. Ghorbani, M.; Dehmer, M.; Rajabi-Parsa, M.; Mowshowitz, A.; Emmert-Streib, F. Hosoya entropy of fullerene graph. *Appl. Math. Comput.* **2019**, *352*, 88–98. [[CrossRef](#)]
30. Das, K.C.; Shi, Y. Some properties on entropies of graphs, *MATCH Commun. Math. Comput. Chem.* **2017**, *78*, 259–272.

31. Eliasi, M. On extremal properties of general graph entropies. *MATCH Commun. Math. Comput. Chem.* **2018**, *79*, 645–657.
32. Gutman, I.; Furtula, B.; Katanić, V. Randić index and information. *AKCE Int. J. Graphs Comb.* **2018**, *18*. [[CrossRef](#)]
33. Kazemi, R. Entropy of weighted graphs with the degree-based topological indices as weights. *MATCH Commun. Math. Comput. Chem.* **2016**, *76*, 69–80.
34. Li, X.; Qin, Z.; Wei, M.; Gutman, I. Novel inequalities for generalized graph entropies-graph energies and topological indices. *Appl. Math. Comput.* **2015**, *259*, 470–479. [[CrossRef](#)]
35. Bonchev, D. *Information Theoretic Indices for Characterization of Chemical Structures*; Research Studies Press: Chichester, UK, 1983.
36. Todeschini, R.; Consonni, V. *Handbook of Molecular Descriptors*; WILEY-VCH: Hoboken, NJ, USA, 2000.
37. Ashrafi, A.R.; Ghorbani, M. Eccentric Connectivity Index of Fullerenes. In *Novel Molecular Structure Descriptors-Theory and Applications II*; Gutman, I., Furtula, B., Eds.; Kragujevac University, Faculty of Science: Kragujevac, Serbia, 2008; pp. 183–192.
38. Ghorbani, M.; Dehmer, M.; Zangi, S. Graph operations based on using distance-based graph entropies. *Appl. Math. Comput.* **2018**, *333*, 547–555. [[CrossRef](#)]
39. Gutman, I. The energy of a graph *Berichte der Mathematisch-Statistischen. Sektionim Forschungszentrum Graz* **1978**, *103*, 1–22.
40. Gutman, I. The energy of a graph: Old and new results. In *Algebraic Combinatorics and Applications*; Betten, A., Kohner, A., Laue, R., Wassermann, A., Eds.; Springer: Berlin, Germany, 2001; pp. 196–211.
41. Doslić, T. The Smallest Eigenvalue of Fullerene Graphs Closing the Gap. *MATCH Commun. Math. Comput. Chem.* **2013**, *70*, 73–78.
42. Fath-Tabar, G.H.; Ashrafi, A.R.; Stevanovic, D. Spectral properties of fullerenes. *J. Comput. Theor. Nanosci.* **2012**, *9*, 327–329. [[CrossRef](#)]
43. Ghorbani, M. Remarks on markaracter table of fullerene graphs. *J. Comput. Theor. Nanosci.* **2014**, *11*, 363–379. [[CrossRef](#)]
44. Ghorbani, M.; Bani-Asadi, E. Remarks on characteristic coefficients of fullerene graphs. *Appl. Math. Comput.* **2014**, *230*, 428–435. [[CrossRef](#)]
45. Harary, F. *Graph Theory*; Addison-Wesley: Reading, MA, USA, 1969.
46. Jalali-Rad, M. Which fullerenes are stable? *J. Math. Nanosci.* **2015**, *5*, 23–29.
47. Manolopoulos, D.E.; Woodall, D.R.; Fowler, P.W. Electronic stability of fullerenes: Eigenvalues theorems for leapfrog carbon clusters. *J. Chem. Soc. Faraday Trans.* **1992**, *88*, 2427–2435. [[CrossRef](#)]
48. Shiu, W.C. On the spectra of the fullerenes that contain a nontrivial cyclic-5-cutset. *Aust. J. Comb.* **2010**, *47*, 41–51.



© 2019 by the authors. Licensee MDPI, Basel, Switzerland. This article is an open access article distributed under the terms and conditions of the Creative Commons Attribution (CC BY) license (<http://creativecommons.org/licenses/by/4.0/>).